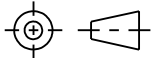


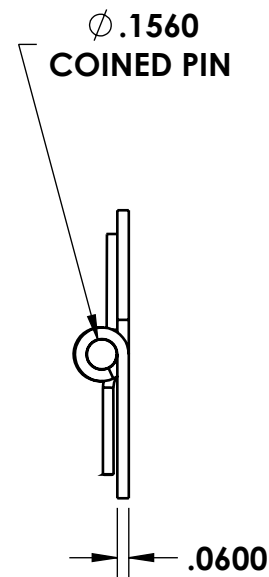
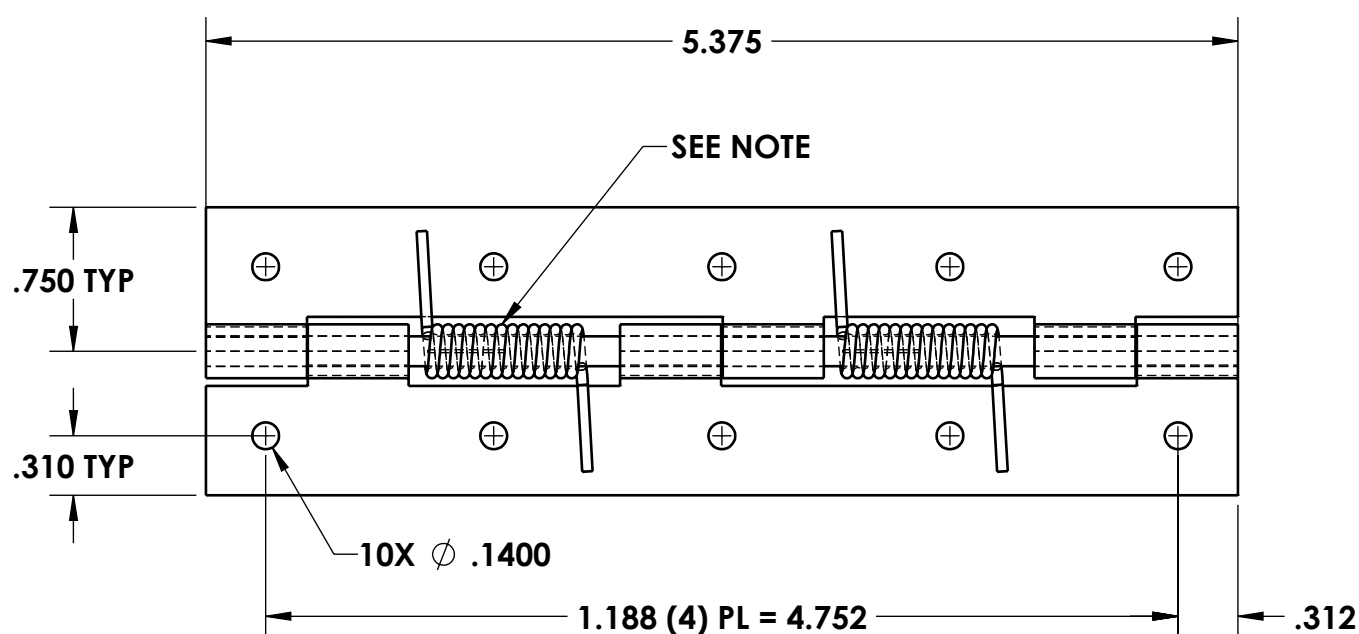
A
SIZE

PROJECTIONS



TOLERANCES UNLESS OTHERWISE SPECIFIED:

PLACES	INCHES	NOTES:
.XX	± .030	ACCEPTABLE BURR ± 10% OF MATERIAL THICKNESS
.XXX	± .015	ALL TOLERANCES ARE NON-CUMULATIVE
.XXXX	± .005	ALL DIMENSIONS APPLY TO PART BEFORE ANY FINISH IS APPLIED
ANGLE	± 3°	



NOTES:

1. FINISH: 00- NO FINISH
2. SPRING: LOADED TO OPEN, (2) PLACES, .055 STS WIRE DIA., .65 LEGS
3. KNUCKLES: .53 REF.

DWG #:

WHPS1126

SCALE

1:1

CODE IDENT. #

DATE

10/05/2005

03007

B	PIN WAS SPUN ENDS	05/10/2023	JG
A	SPRING NOTE	01/11/2018	JG
REV.	DESCRIPTION	DATE	APPD

REVISIONS

MATERIAL:

PS

FINISH:

SEE NOTE

DR. BY: RAG

CK. BY: CD

FAX: 1-631-737-2933

EMAIL: info@guden.com

WEB: www.guden.com

GUDEN
INDUSTRIAL HARDWARE MADE EASY99 RAYNOR AVE.
RONKONKOMA, N.Y. 11779
1-800-3-HINGES