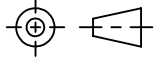


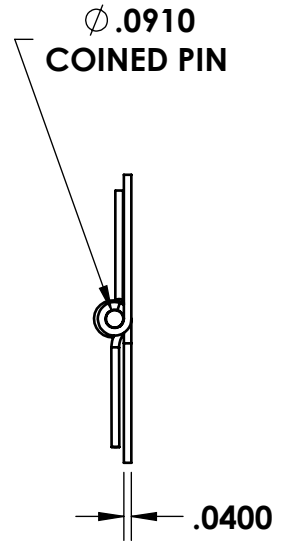
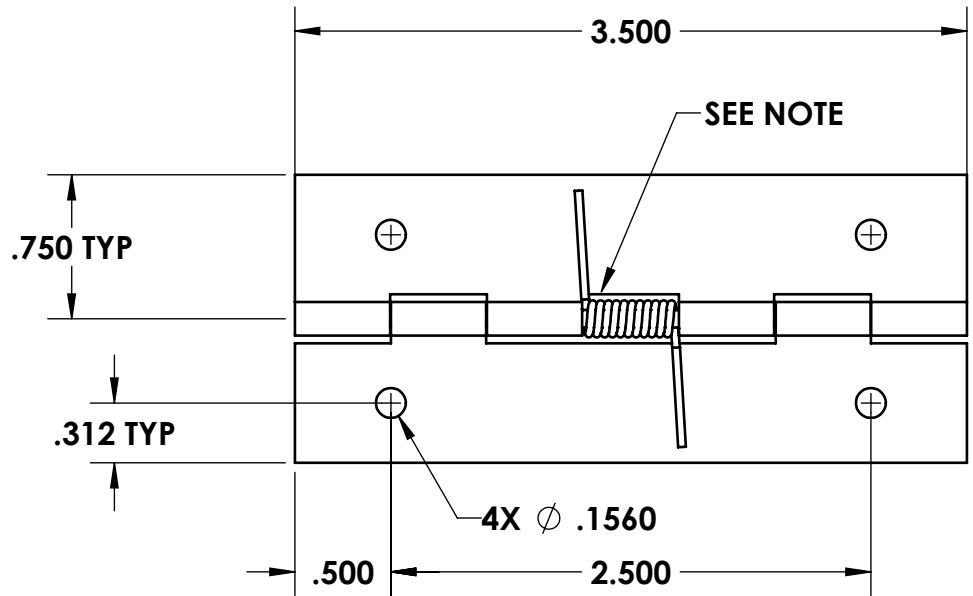
A
SIZE

PROJECTIONS



TOLERANCES UNLESS OTHERWISE SPECIFIED:

PLACES	INCHES	NOTES:
.XX	± .030	ACCEPTABLE BURR ± 10% OF MATERIAL THICKNESS
.XXX	± .015	ALL TOLERANCES ARE NON-CUMULATIVE
.XXXX	± .005	ALL DIMENSIONS APPLY TO PART BEFORE ANY FINISH IS APPLIED
ANGLE	± 3°	



- NOTES:**
1. FINISH: 105- BARREL ZINC AND CLEAR TRIVALENT CHROMATE (PIN MAY BE NICKEL PLATED)
 2. SPRING: LOADED TO OPEN, (1) PLACE, .040 STS WIRE DIA., .67 LEGS
 3. KNUCKLES: .50 REF.

REV.	DESCRIPTION	DATE	APPD
D	CHANGED FINISH	09/08/2021	JG
C	CONVERTED, SPRING NOTE	01/09/2018	JG
B	CHANGED SPRING	01/18/2013	JG
A	CHANGED FINISH	12/28/2012	JG
REVISIONS			

DWG #:
PS1120-02

MATERIAL: PS FINISH: SEE NOTE

DR. BY: RAG CK. BY: CD

FAX: 1-631-737-2933
EMAIL: info@guden.com
WEB: www.guden.com

SCALE	1:1	CODE IDENT. #
DATE	05/09/2001	03007

GUDEN
INDUSTRIAL HARDWARE MADE EASY

99 RAYNOR AVE.
RONKONKOMA, N.Y. 11779
1-800-3-HINGES