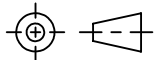


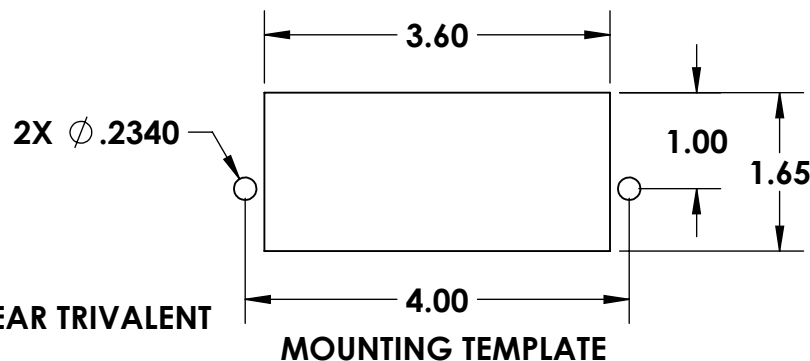
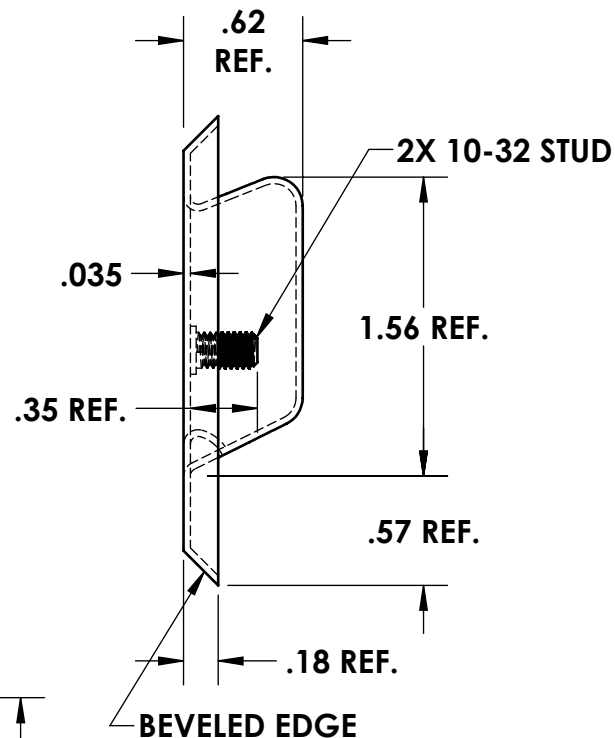
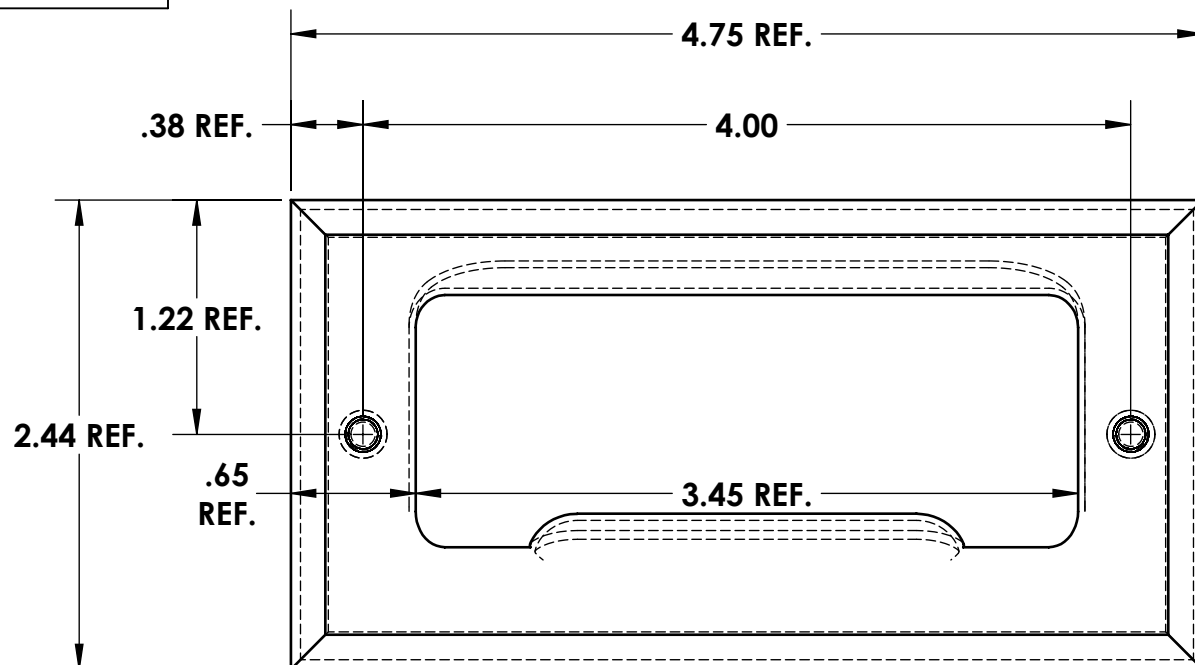
A
SIZE

PROJECTIONS



TOLERANCES UNLESS OTHERWISE SPECIFIED:

PLACES	INCHES	NOTES:
.XX	± .030	ACCEPTABLE BURR ± 10% OF MATERIAL THICKNESS
.XXX	± .015	ALL TOLERANCES ARE NON-CUMULATIVE
.XXXX	± .005	ALL DIMENSIONS APPLY TO PART BEFORE ANY FINISH IS APPLIED
ANGLE	± 3°	



MOUNTING TEMPLATE

NOTES:

1. FINISH: 105- BARREL ZINC AND CLEAR TRIVALENT CHROMATE
2. MAX. INSTALLATION TORQUE NOT TO EXCEED 25 IN-LBS
3. TEST TORQUE 30-35 IN-LBS FOR INSPECTION ONLY

REV.	DESCRIPTION	DATE	APPD
E	CONVERTED	04/05/2018	JG
D	.234 DIA WAS .203 DIA	10/24/2016	JG
C	ADDED .18 REF.	12/14/2007	CD

REVISIONS

DWG #:

1899-02MATERIAL:
PS

DR. BY: RAG

FINISH:
SEE NOTE

CK. BY: CD

FAX: 1-631-737-2933

EMAIL: info@guden.com

WEB: www.guden.com

SCALE

1:1

CODE IDENT. #

DATE

09/01/1993

03007

GUDEN
INDUSTRIAL HARDWARE MADE EASY

99 RAYNOR AVE.

RONKONKOMA, N.Y. 11779

1-800-3-HINGES