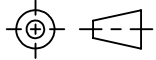


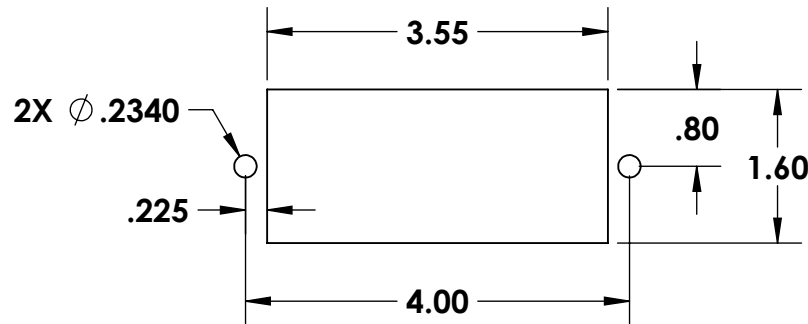
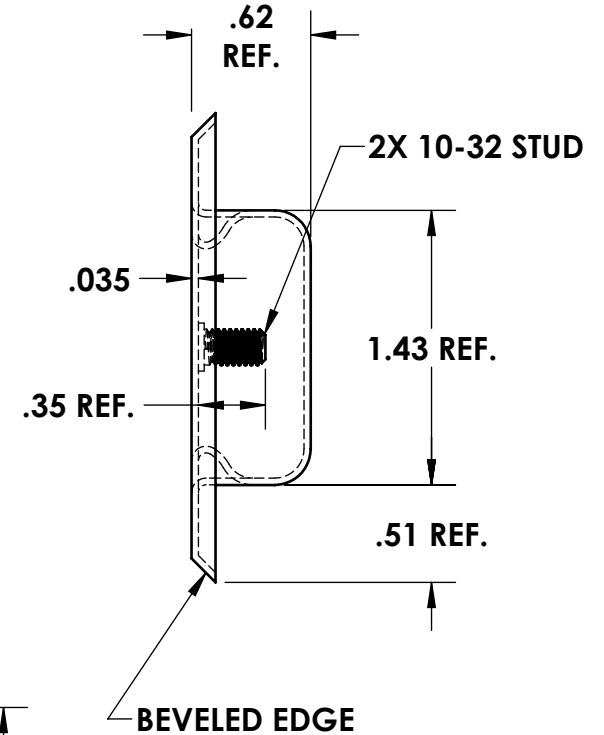
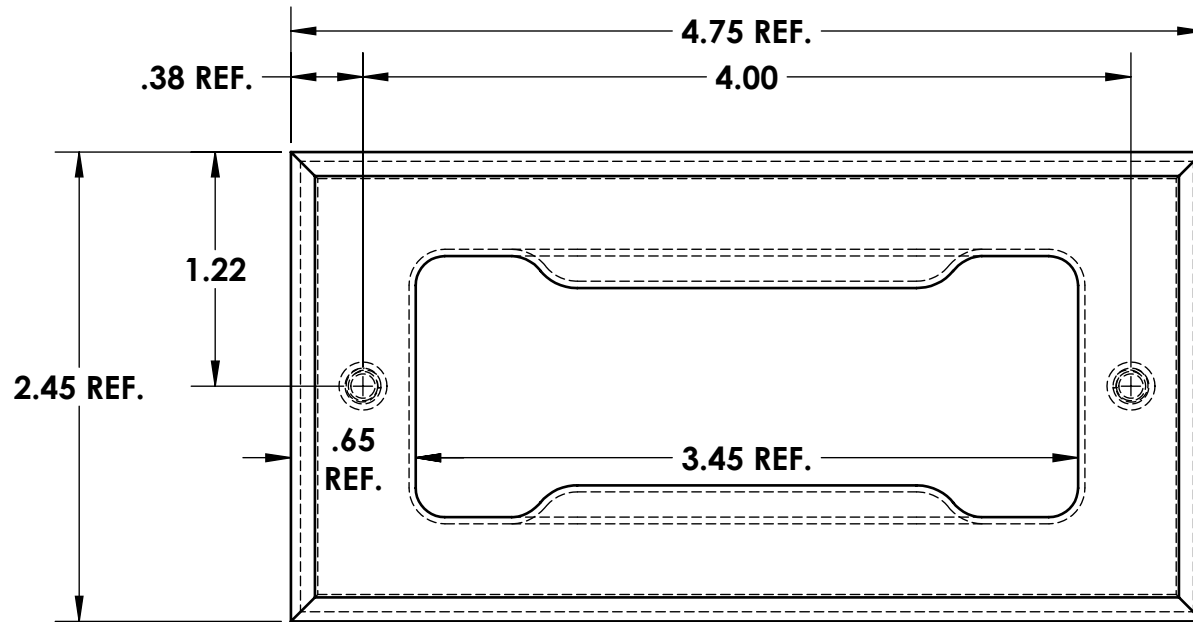
**A**  
SIZE

PROJECTIONS



TOLERANCES UNLESS OTHERWISE SPECIFIED:

PLACES	INCHES	NOTES:
.XX	± .030	ACCEPTABLE BURR ± 10% OF MATERIAL THICKNESS
.XXX	± .015	ALL TOLERANCES ARE NON-CUMULATIVE
.XXXX	± .005	ALL DIMENSIONS APPLY TO PART BEFORE ANY
ANGLE	± 3°	FINISH IS APPLIED



MOUNTING TEMPLATE

**NOTES:**

1. FINISH: 29- BRUSHED TOPSIDE ONLY
2. MAX. INSTALLATION TORQUE NOT TO EXCEED 25 IN-LBS
3. TEST TORQUE 30-35 IN-LBS FOR INSPECTION ONLY

REV.	DESCRIPTION	DATE	APPD
H	CONVERTED	03/30/2018	JG
G	.234 DIA WAS .203 DIA	10/24/2016	JG
F	ADDED INSTALLATION TORQUE	04/07/1995	CD

REVISIONS

DWG #:		SCALE	1:1	CODE IDENT. #
<b>1897-32D</b>		DATE	09/27/1989	03007
MATERIAL:	FINISH:	 99 RAYNOR AVE. RONKONKOMA, N.Y. 11779 1-800-3-HINGES		
304-ST	SEE NOTE			
DR. BY: CJD	CK. BY: AG			
FAX: 1-631-737-2933 EMAIL: info@guden.com WEB: www.guden.com				