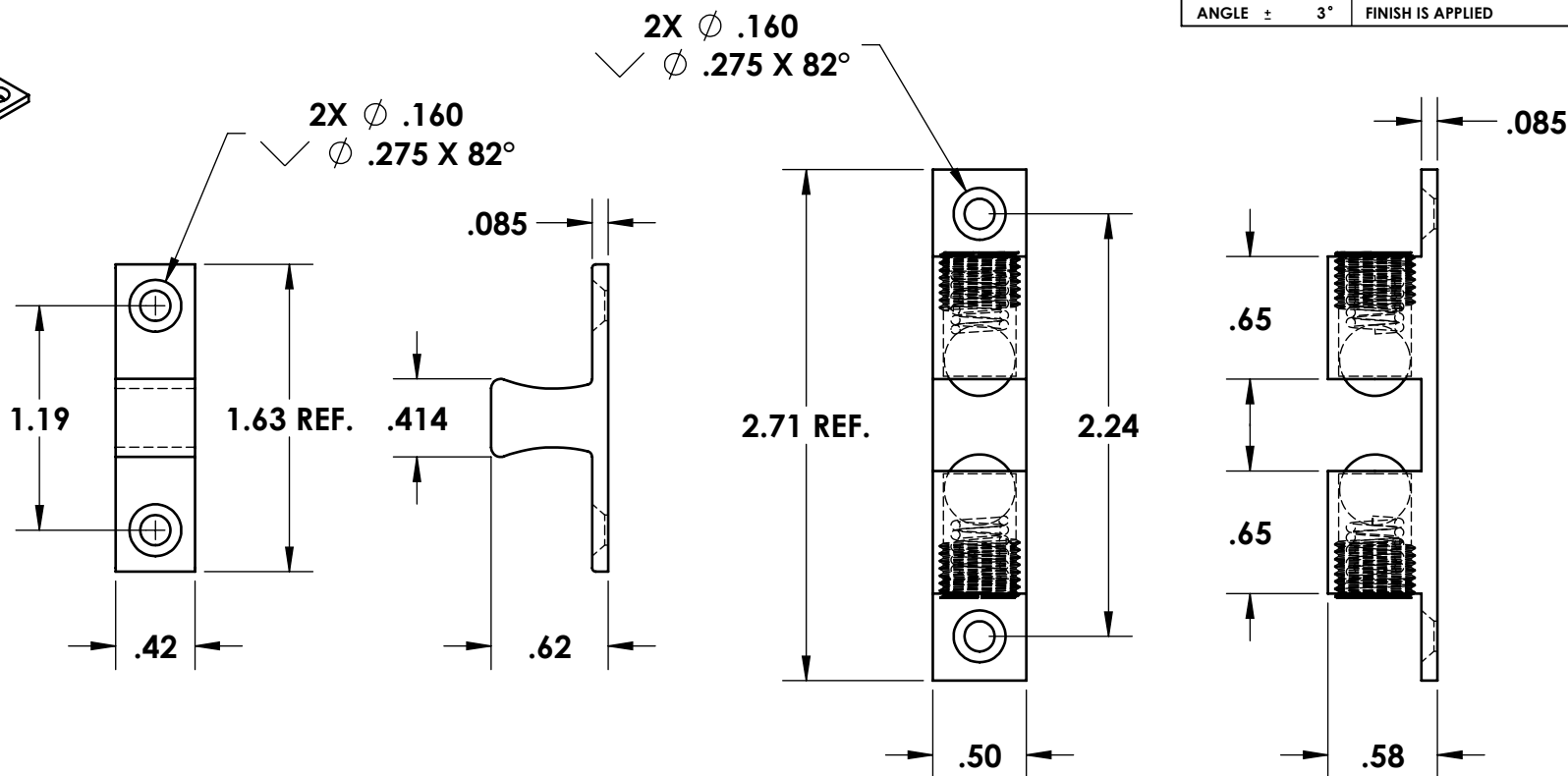
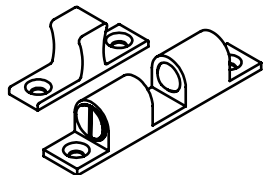
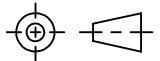


A
SIZE

PROJECTIONS



TOLERANCES UNLESS OTHERWISE SPECIFIED:

PLACES	INCHES	NOTES:
.XX	± .030	ACCEPTABLE BURR ± 10% OF MATERIAL THICKNESS
.XXX	± .015	ALL TOLERANCES ARE NON-CUMULATIVE
.XXXX	± .005	ALL DIMENSIONS APPLY TO PART BEFORE ANY FINISH IS APPLIED
ANGLE	± 3°	

NOTES:

1. FINISH: 05- SATIN AND LACQUERED
2. MATERIAL: BODY, STRIKE, AND
ADJUSTER SCREW = BRASS
SPRING = SPRING STEEL
BALL = CHROME PLATED STEEL

DWG #:

4C-04

SCALE

1:1

CODE IDENT. #

DATE

06/05/2003

03007

B	CONVERTED	07/21/2017	JG
A	VARIOUS CHANGES	03/10/2014	JG
REV.	DESCRIPTION	DATE	APPD
REVISIONS			

MATERIAL:
SEE NOTE

FINISH:
SEE NOTE

DR. BY: RAG

CK. BY: CD

FAX: 1-631-737-2933
EMAIL: info@guden.com
WEB: www.guden.com

GUDEN
INDUSTRIAL HARDWARE MADE EASY
99 RAYNOR AVE.
RONKONKOMA, N.Y. 11779
1-800-3-HINGES