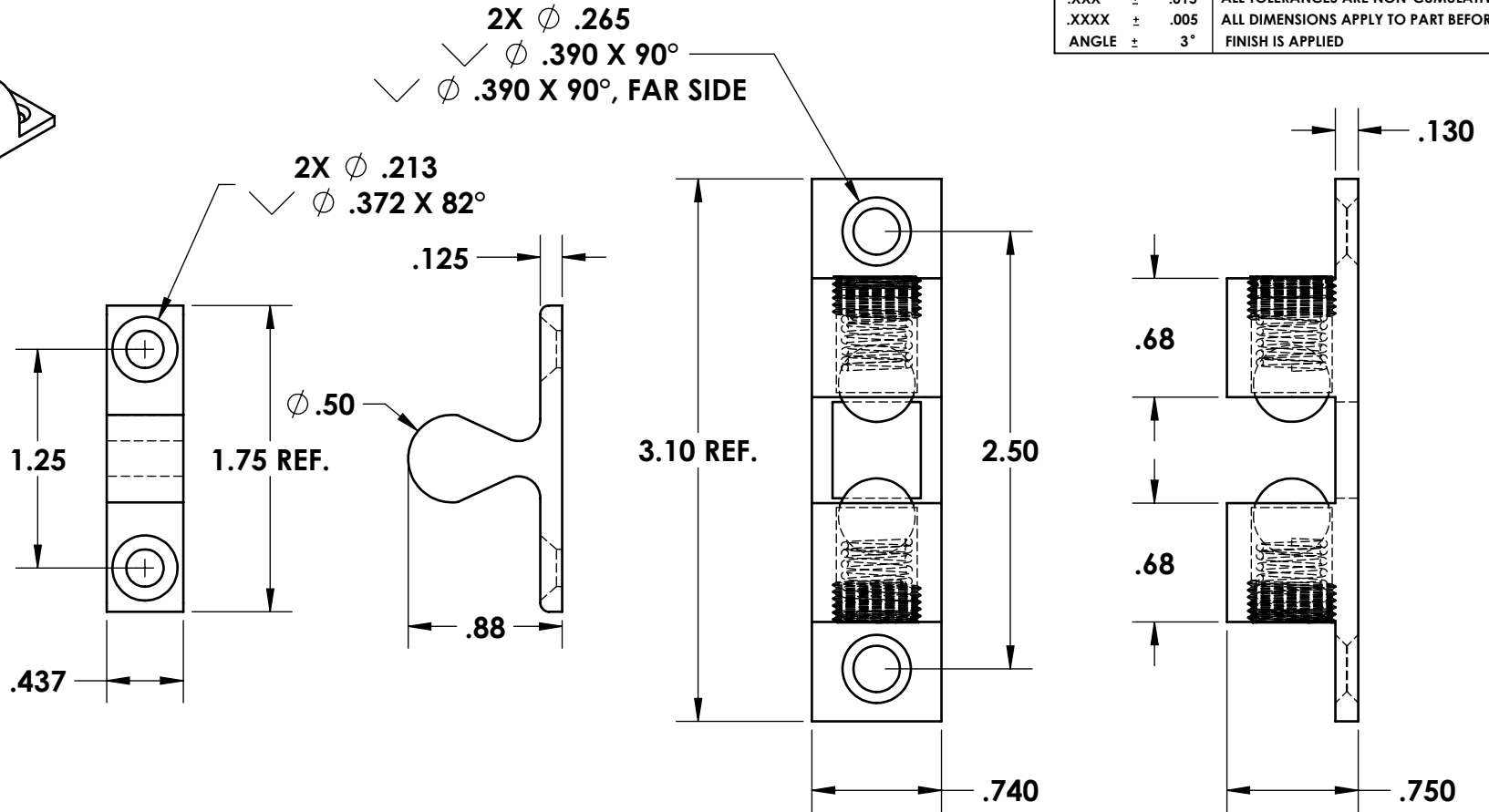
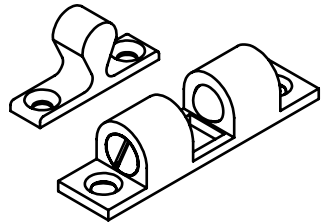
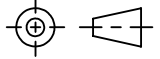


**A**  
SIZE

PROJECTIONS



TOLERANCES UNLESS OTHERWISE SPECIFIED:

PLACES	INCHES	NOTES:
.XX	± .030	ACCEPTABLE BURR ± 10% OF MATERIAL THICKNESS
.XXX	± .015	ALL TOLERANCES ARE NON-CUMULATIVE
.XXXX	± .005	ALL DIMENSIONS APPLY TO PART BEFORE ANY FINISH IS APPLIED
ANGLE	± 3°	

## NOTES:

1. FINISH: 04- DULL FINISH AND LACQUER
2. MATERIAL: BODY, STRIKE, AND ADJUSTER SCREW = BRASS  
BALL AND SPRING = STS

REV.	DESCRIPTION	DATE	APPD
G	CONVERTED	07/19/2017	JG
F	FINISH AND MATERIAL	03/10/2014	JG
E	HOLE & CTSK	10/08/2008	CD
D	VARIOUS CHANGES	07/24/2001	CD
REVISIONS			

DWG #:

**3-04**MATERIAL:  
SEE NOTEFINISH:  
SEE NOTE

DR. BY: RAG

CK. BY: CD

FAX: 1-631-737-2933

EMAIL: info@guden.com

WEB: www.guden.com

SCALE

1:1

CODE IDENT. #

DATE

06/16/1998

03007

**GUDEN**

INDUSTRIAL HARDWARE MADE EASY

99 RAYNOR AVE.

RONKONKOMA, N.Y. 11779

1-800-3-HINGES