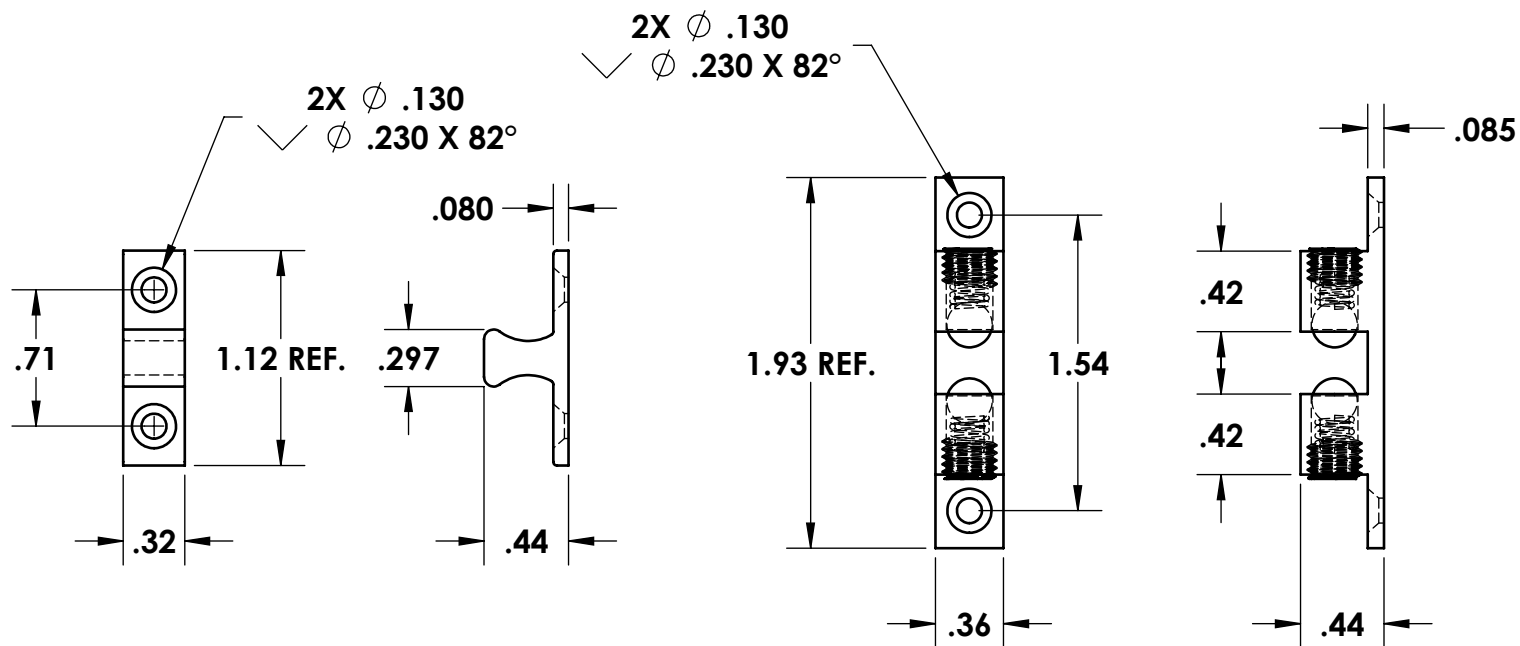
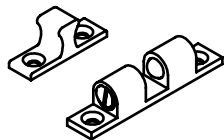
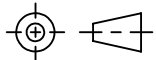


A  
SIZE

PROJECTIONS



## NOTES:

1. FINISH: 05- SATIN AND LACQUER
2. MATERIAL: BODY, STRIKE, AND  
ADJUSTER SCREW = BRASS  
SPRING = SPRING STEEL  
BALL = CHROME PLATED STEEL

## TOLERANCES UNLESS OTHERWISE SPECIFIED:

PLACES	INCHES	NOTES:
.XX	± .030	ACCEPTABLE BURR ± 10% OF MATERIAL THICKNESS
.XXX	± .015	ALL TOLERANCES ARE NON-CUMULATIVE
.XXXX	± .005	ALL DIMENSIONS APPLY TO PART BEFORE ANY FINISH IS APPLIED
ANGLE	± 3°	

- NOTES:
1. FINISH: 05- SATIN AND LACQUER
  2. MATERIAL: BODY, STRIKE, AND  
ADJUSTER SCREW = BRASS  
SPRING = SPRING STEEL  
BALL = CHROME PLATED STEEL

DWG #:

**2C-04**

SCALE

1:1

CODE IDENT. #

DATE

06/04/2003

03007

MATERIAL:  
SEE NOTEFINISH:  
SEE NOTE

DR. BY: RAG

CK. BY: CD

FAX: 1-631-737-2933

EMAIL: info@guden.com

WEB: www.guden.com

**GUDEN**  
 INDUSTRIAL HARDWARE MADE EASY

99 RAYNOR AVE.

RONKONKOMA, N.Y. 11779

1-800-3-HINGES

C	CONVERTED	07/20/2017	JG
B	FINISH AND MATERIAL	03/10/2014	JG
A	CHANGED HOLE DIA	02/06/2013	JG
REV.	DESCRIPTION	DATE	APPD
REVISIONS			