

This is a revised copy of our print catalog. It represents our latest offering but our website is always most current and complete with

- \* Latest new items and specifications
- \* selection filters to find products fast
- \* helpful design information
- \* 2D drawings and 3D models

Click this box for [GUDEN.COM](http://GUDEN.COM)



**GUDEN**  
INDUSTRIAL HARDWARE MADE EASY

## HANDLES & PULLS

### CONTENTS

34 Rod Pulls

34 Diecast Pulls

34 Stainless Steel Pulls

35 Aluminum Pulls

35 Brass Pulls

36 Steel Handles

36 Solid Brass Knobs

36 Flush Door Pulls

37 Flush Drawer Pulls

37 Chest Handles

38 Steel Cover Chest Handles

38 Spring-Loaded Chest Handles



# HANDLES AND PULLS



## ROD PULLS

Part No.	C to C	Projection	Rod Dia.	Material	Finish	Tapped
750-26D	2.50	1.22	.312	Brass	Satin Chrome	8-32
751-26D	3.00	1.22	.312	Brass	Satin Chrome	8-32
752-26D	3.50	1.22	.312	Brass	Satin Chrome	8-32
753-26D	4.00	1.22	.312	Brass	Satin Chrome	8-32
754-26D	5.00	1.22	.312	Brass	Satin Chrome	8-32
851-32B	3.00	1.40	.375	Stainless	Burnished	8-32
852-32B	3.50	1.40	.375	Stainless	Burnished	8-32
853-32B	4.00	1.40	.375	Stainless	Burnished	8-32
854-32B	5.00	1.40	.375	Stainless	Burnished	8-32
951-28A	3.00	1.22	.312	Aluminum	Satin Anodized	8-32
952-28A	3.50	1.22	.312	Aluminum	Satin Anodized	8-32
953-28A	4.00	1.22	.312	Aluminum	Satin Anodized	8-32
954-28A	5.00	1.22	.312	Aluminum	Satin Anodized	8-32



## DIE CAST PULLS

Part No.	C to C	Projection	Face	Finish	Tapped
R102-26	3.00	.81	.31	Bright Chrome	8-32



Part No.	C to C	Projection	Face	Finish	Tapped
4750-26	2.75	.70	.27	Bright Chrome	8-32



Part No.	C to C	Projection	Face	Finish	Tapped
2197-26	4.00	1.00	-	Polished Chrome	10-24



## STAINLESS STEEL PULLS

Part No.	C to C	Projection	Face	Finish	Tapped
1900-32D	4.00	1.31	.625	Satin	8-32
1901-32D	5.00	1.31	.625	Satin	8-32

**ALUMINUM PULLS**

Part No.	C to C	Projection	Overall	Finish	Tapped
420-28A	1.00	.87	2.00	Satin Anodized	8-32
425-28A	1.50	.87	2.50	Satin Anodized	8-32
435-28A*	2.50	.87	3.50	Satin Anodized	8-32
445-28A	3.50	.87	4.50	Satin Anodized	8-32
455-28A	3.50	.87	5.50	Satin Anodized	8-32



Part No.	C to C	Projection	Face	Finish	Tapped
165-28A	3.50	.87	.500	Satin Anodized	8-32
167-28A	3.00	.87	.500	Satin Anodized	8-32
2041-28A	4.00	1.06	.313	Satin Anodized	10-24



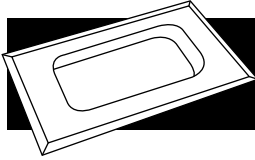
Part No.	C to C	Projection	Face	Finish	Tapped
7929-28A	3.75	1.00	.375	Satin Anodized	10-24
8215-28A	4.00	1.06	.437	Satin Anodized	10-24
8419-28A	5.00	.94	.375	Satin Anodized	10-24



Part No.	C to C	Projection	Face	Finish	Tapped
5207-28A	3.75	1.01	.625	Satin Anodized	10-24
2644-28A	4.00	1.01	.625	Satin Anodized	10-24
7005-28A	4.00	1.01	.500	Satin Anodized	10-24



\* Tapped with 4 holes for both 2.50" or 3.00" C to C



## HANDLES AND PULLS



No. 482



No. 14786-26



No. 1904-26



No. 8305-14

### STEEL HANDLES

Part No.	Finish	Holes	Size
482-1-02	Zinc	Yes	5.00 x 1.25
482-2-02	Zinc	Yes	5.75 x 1.50
NHPS48220	None	No	5.75 x 1.50
482-3-02	Zinc	Yes	6.53 x 1.62
NHPS48230	None	No	6.37 x 1.62
482-4-02	Zinc	Yes	7.75 x 2.25


Part No.	Overall Length	Projection	Hole Diameter	Finish
14786-26	13.00	2.20	1/4-20 ctsk	Bright Chrome
1904-26	8.31	1.75	#14 ctsk	Bright Chrome
8305-14	4.68	1.40	.213	Bright Nickel



Series G101, G102, G103 & G105 knobs

### SOLID BRASS KNOBS

Part No.	Finishes	Diameter	Tapped
G102-26	Bright Chrome	.62	10-24
G103-03	Bright Brass	.87	10-24
G103-26	Bright Chrome	.87	10-24




### FLUSH DOOR PULLS


Part No.	Material	Mounting	C to C	Finish	Plate Size
1896-32D	Stainless	Flat for Spot Welding	-	Satin	4.75 x 2.42
1897-32D	Stainless	Beveled Edge w/ 10-32 Studs	4.00	Satin	4.75 x 2.42

**FLUSH DRAWER PULLS**

Part No.	Material	Mounting	C to C	Finish	Plate Size
1898-02	Steel	Flat for Spot Welding	-	Zinc	4.75 x 2.42
1898-32D	Stainless	Flat for Spot Welding	-	Satin	4.75 x 2.42
1899-02	Steel	Beveled Edge w/ 10-32 Studs	4.00	Zinc	4.75 x 2.42
1899-32D	Stainless	Beveled Edge w/ 10-32 Studs	4.00	Satin	4.75 x 2.42
7338-32D	Stainless	Flat for Spot Welding	-	Satin	4.00 x 2.00
7836-32D	Stainless	Beveled Edge w/ 8-32 Studs	3.62	Satin	4.00 x 2.00



No. 1899-02, 1899-32, 7836-32D,  
and 7836-26D



No. 1898-02, 1898-32D  
and 7338-32D

**CHEST HANDLES**

Part No.	Finish	Holes	Plate	Width of Bail		Material
				Inside	Outside	
1205-275-02*	Zinc	3	2.68 x 2.00	2.75		Steel
1205-350-02	Zinc	4	3.62 x 2.94	3.62		Steel
NHPS1205-350	None	None	3.62 x 2.94	3.62		Steel
1205-400-02	Zinc	4	4.06 x 3.00	4.12		Steel
NHPS1205-400	None	None	4.06 x 3.00	4.12		Steel
1205-475-02	Zinc	4	4.88 x 4.19	4.50		Steel
NHSS1207	None	None	3.38 x 1.75	3.37		Stainless
WHSS1207	None	4	3.38 x 1.75	3.32		Stainless
NHPS1207	None	None	3.38 x 1.75	3.37		Steel



No. 1205



No. 1207

\* 3rd hole centered on top half of plate.



# HANDLES AND PULLS



No. 8310

### STEEL COVER CHEST HANDLES

Part No.	Finish	Holes	Width of Bail	
			Plate	Inside
8310-14	Nickel	.201	3.62 x 1.78	3.75
NHPS8310	None	No	3.62 x 1.78	3.75



No. 8315

### SPRING-LOADED CHEST HANDLES

Part No.	Finish	Holes	Plate	Width of Bail		Material	
				Inside	Back Plate	Bail	
NHPS8315	None	No	5.12 x 1.62	4.50	Steel	Steel	
8315-14	Nickel	Yes	5.12 x 1.62	4.50	Steel	Steel	



No. 945



No. 955

### SPRING-LOADED CHEST HANDLES

Part No.	Finish	Holes	Plate	Width of Bail		Material	
				Inside	Back Plate	Bail	
945SS2RG	None	No	4.91 x 2.88	4.50	Aluminum	Stainless	
H955AL2RG	None	Yes	4.88 x 2.00	4.06	Aluminum	Aluminum	



No. 1209

### SPRING-LOADED CHEST HANDLES

Part No.	Finish	Holes	Plate	Width of Bail		Material
				Inside		
1209-14	Nickel	#10	5.00 x 2.44	3.75	Steel	