


ROD PULLS DIECAST PULLS STEEL HANDLES

DOOR PULLS CHEST HANDLES SPRING



HANDLES & PULLS

CONTENTS

- 34 Rod Pulls
- 34 Diecast Pulls
- 34 Stainless Steel Pulls
- 35 Aluminum Pulls

- 35 Brass Pulls
- 36 Steel Handles
- 36 Solid Brass Knobs
- 36 Flush Door Pulls

- 37 Flush Drawer Pulls
- 37 Chest Handles
- 38 Steel Cover Chest Handles
- 38 Spring-Loaded Chest Handles



HANDLES AND PULLS



ROD PULLS

Part No.	C to C	Projection	Rod Dia.	Material	Finish	Tapped
750-26D	2.50	1.22	.312	Brass	Satin Chrome	8-32
751-26D	3.00	1.22	.312	Brass	Satin Chrome	8-32
752-26D	3.50	1.22	.312	Brass	Satin Chrome	8-32
753-26D	4.00	1.22	.312	Brass	Satin Chrome	8-32
754-26D	5.00	1.22	.312	Brass	Satin Chrome	8-32
851-32B	3.00	1.40	.375	Stainless	Burnished	8-32
852-32B	3.50	1.40	.375	Stainless	Burnished	8-32
853-32B	4.00	1.40	.375	Stainless	Burnished	8-32
854-32B	5.00	1.40	.375	Stainless	Burnished	8-32
951-28A	3.00	1.22	.312	Aluminum	Satin Anodized	8-32
952-28A	3.50	1.22	.312	Aluminum	Satin Anodized	8-32
953-28A	4.00	1.22	.312	Aluminum	Satin Anodized	8-32
954-28A	5.00	1.22	.312	Aluminum	Satin Anodized	8-32



DIE CAST PULLS

Part No.	C to C	Projection	Face	Finish	Tapped
R102-26	3.00	.81	.31	Bright Chrome	8-32



Part No.	C to C	Projection	Face	Finish	Tapped
4750-26	2.75	.70	.27	Bright Chrome	8-32



Part No.	C to C	Projection	Face	Finish	Tapped
2197-26	4.00	1.00	-	Polished Chrome	10-24



STAINLESS STEEL PULLS

Part No.	C to C	Projection	Face	Finish	Tapped
1900-32D	4.00	1.31	.625	Satin	8-32
1901-32D	5.00	1.31	.625	Satin	8-32

ALUMINUM PULLS

Part No.	C to C	Projection	Overall	Finish	Tapped
420-28A	1.00	.87	2.00	Satin Anodized	8-32
425-28A	1.50	.87	2.50	Satin Anodized	8-32
435-28A*	2.50	.87	3.50	Satin Anodized	8-32
445-28A	3.50	.87	4.50	Satin Anodized	8-32
455-28A	3.50	.87	5.50	Satin Anodized	8-32



Part No.	C to C	Projection	Face	Finish	Tapped
165-28A	3.50	.87	.500	Satin Anodized	8-32
167-28A	3.00	.87	.500	Satin Anodized	8-32
2041-28A	4.00	1.06	.313	Satin Anodized	10-24



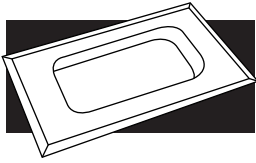
Part No.	C to C	Projection	Face	Finish	Tapped
7929-28A	3.75	1.00	.375	Satin Anodized	10-24
8215-28A	4.00	1.06	.437	Satin Anodized	10-24
8419-28A	5.00	.94	.375	Satin Anodized	10-24



Part No.	C to C	Projection	Face	Finish	Tapped
5207-28A	3.75	1.01	.625	Satin Anodized	10-24
2644-28A	4.00	1.01	.625	Satin Anodized	10-24
7005-28A	4.00	1.01	.500	Satin Anodized	10-24



* Tapped with 4 holes for both 2.50" or 3.00" C to C



HANDLES AND PULLS



No. 482



No. 14786-26



No. 1904-26



No. 8305-14

STEEL HANDLES

Part No.	Finish	Holes	Size
482-1-02	Zinc	Yes	5.00 x 1.25
482-2-02	Zinc	Yes	5.75 x 1.50
NHPS48220	None	No	5.75 x 1.50
482-3-02	Zinc	Yes	6.53 x 1.62
NHPS48230	None	No	6.37 x 1.62
482-4-02	Zinc	Yes	7.75 x 2.25


Part No.	Overall Length	Projection	Hole Diameter	Finish
14786-26	13.00	2.20	1/4-20 ctsk	Bright Chrome
1904-26	8.31	1.75	#14 ctsk	Bright Chrome
8305-14	4.68	1.40	.213	Bright Nickel



Series G101, G102, G103 & G105 knobs

SOLID BRASS KNOBS

Part No.	Finishes	Diameter	Tapped
G101-03	Bright Brass	.50	10-24
G101-26	Bright Chrome	.50	10-24
G102-03	Bright Brass	.62	10-24
G102-26	Bright Chrome	.62	10-24
G103-03	Bright Brass	.87	10-24
G103-26	Bright Chrome	.87	10-24



FLUSH DOOR PULLS


Part No.	Material	Mounting	C to C	Finish	Plate Size
1896-32D	Stainless	Flat for Spot Welding	-	Satin	4.75 x 2.42
1897-32D	Stainless	Beveled Edge w/ 10-32 Studs	4.00	Satin	4.75 x 2.42

FLUSH DRAWER PULLS

Part No.	Material	Mounting	C to C	Finish	Plate Size
1898-02	Steel	Flat for Spot Welding	-	Zinc	4.75 x 2.42
1898-32D	Stainless	Flat for Spot Welding	-	Satin	4.75 x 2.42
1899-02	Steel	Beveled Edge w/ 10-32 Studs	4.00	Zinc	4.75 x 2.42
1899-32D	Stainless	Beveled Edge w/ 10-32 Studs	4.00	Satin	4.75 x 2.42
7338-32D	Stainless	Flat for Spot Welding	-	Satin	4.00 x 2.00
7836-32D	Stainless	Beveled Edge w/ 8-32 Studs	3.62	Satin	4.00 x 2.00



No. 1899-02, 1899-32, 7836-32D,
and 7836-26D



No. 1898-02, 1898-32D
and 7338-32D

CHEST HANDLES

Part No.	Finish	Holes	Plate	Width of Bail		Material
				Inside		
1205-275-02*	Zinc	3	2.68 x 2.00	2.75		Steel
1205-350-02	Zinc	4	3.62 x 2.94	3.62		Steel
NHPS1205-350	None	None	3.62 x 2.94	3.62		Steel
1205-400-02	Zinc	4	4.06 x 3.00	4.12		Steel
NHPS1205-400	None	None	4.06 x 3.00	4.12		Steel
1205-475-02	Zinc	4	4.88 x 4.19	4.50		Steel
NHSS1207	None	None	3.38 x 1.75	3.37		Stainless
NHPS1207	None	None	3.38 x 1.75	3.37		Steel



No. 1205



No. 1207

* 3rd hole centered on top half of plate.



HANDLES AND PULLS



No. 8310

STEEL COVER CHEST HANDLES

Part No.	Finish	Holes	Width of Bail	
			Plate	Inside
8310-14	Nickel	.201	3.62 x 1.78	3.75
NHPS8310	None	No	3.62 x 1.78	3.75



No. 8315

SPRING-LOADED CHEST HANDLES

Part No.	Finish	Holes	Plate	Width of Bail		Material	
				Inside	Back Plate	Bail	
NHPS8315	None	No	5.12 x 1.62	4.50	Steel	Steel	
8315-14	Nickel	Yes	5.12 x 1.62	4.50	Steel	Steel	
945SS2RG	None	No	4.91 x 2.88	4.50	Aluminum	Stainless	
H945SS2RG	None	Yes	4.91 x 2.88	4.50	Aluminum	Stainless	
945AL2RG	None	No	4.91 x 2.88	4.50	Aluminum	Aluminum	
H945AL2RG	None	Yes	4.91 x 2.88	4.50	Aluminum	Aluminum	
955SS2AG	None	No	4.88 x 2.00	4.06	Aluminum	Stainless	
H955SS2AG	None	Yes	4.88 x 2.00	4.06	Aluminum	Stainless	
955AL2RG	None	No	4.88 x 2.00	4.06	Aluminum	Aluminum	
H955AL2RG	None	Yes	4.88 x 2.00	4.06	Aluminum	Aluminum	



No. 945



No. 955



No. 1209

SPRING-LOADED CHEST HANDLES

Part No.	Finish	Holes	Plate	Width of Bail		Material
				Inside		
1209-14	Nickel	#10	5.00 x 2.44	3.75	Steel	