


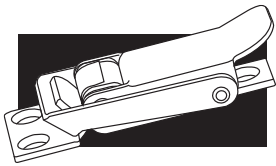
COMPRESSION SPRING CATCHES DRAW PULL CATCHES LID SUPPORTS FALL SUPPORTS LEG LEVEL



CATCHES & SUPPORTS

CONTENTS


40	Compression Spring Catches	41	Slam Latches	42	Lid Supports
40	Draw Pull Catches	41	Snap-in Magnetic Catches	42	Table Leg Supports
40	Nonmagnetic Catches	42	Reversible Lid Supports		
41	Hasps & Staples	42	Fall Supports		



CATCHES, HASPS & STAPLES



No. 8341



No. 8342



No. 8330 & 8331



No. 8332



No. 8333



No. 8335



COMPRESSION SPRING CATCHES

Part No.	Overall Length	Max. Width	Holes	Material	Finish
NHPS8341	2.75	1.14	None	Steel	None
8341-02	2.75	1.14	.144	Steel	Zinc
NHSTS8341	2.75	1.14	None	Stainless	None
8341-32	2.75	1.14	.144	Stainless	None
NHPS8342	3.34	1.82	None	Steel	None
8342-02	3.34	1.82	.130	Steel	Zinc
NHSTS8342	3.34	1.82	None	Stainless	None
8342-32	3.34	1.82	.216	Stainless	None

DRAW PULL CATCHES

Part No.	Overall Length	Max. Width	Holes	Material	Finish
NHPS8330	2.09	1.06	None	Steel	None
8330-02	2.09	1.06	.130	Steel	Zinc
NHSTS8330	2.09	1.06	None	Stainless	None
8330-32	2.09	1.06	.130	Stainless	None
NHPS8331	2.43	1.03	None	Steel	None
8331-02	2.43	1.03	.130	Steel	Zinc
NHSTS8331	2.43	1.03	None	Stainless	None
8331-32	2.43	1.03	.130	Stainless	None
NHPS8332	2.25	.93	None	Steel	None
8332-02	2.25	.93	.130	Steel	Zinc
NHSTS8332	2.25	.93	None	Stainless	None
8332-32	2.25	.93	.130	Stainless	None
NHPS8333	3.93	1.03	None	Steel	None
8333-02	3.93	1.03	.195	Steel	Zinc
NHSTS8333	3.93	1.03	None	Stainless	None
8333-32	3.93	1.03	.195	Stainless	None
NHPS8335	3.81	1.26	None	Steel	None
8335-02	3.81	1.26	.218	Steel	Zinc
NHSTS8335	3.81	1.26	None	Stainless	None
8335-32	3.81	1.26	.218	Stainless	None

NONMAGNETIC TENSION CATCHES - SOLID EXTRUDED BRASS

Part No.	Length	Width	Projection	Finishes
1*	1.86	.31	.51	04, 26D
2*	2.15	.43	.60	04, 26D
3*	3.10	.75	.88	04, 26D

* Solid extruded brass with screws at top and bottom provides an adjustable tension feature. Rust-proof bronze balls and stainless springs.

** Cast brass construction with adjusting screws, chrome-plated balls and steel springs.

ELECTRO-POLISHED STAINLESS STEEL HASPS & STAPLES*

Part No.	Slotted Arm		Pad		Pin		Use
	Length	Length	Length	Gauge	Holes	Staple No.	
NHSTS91125	2.50	1.12	1.00	.072	None	NHSTS9132	
NHSTS91135	3.50	1.34	1.50	.077	None	NHSTS9133	
NHSTS91145	4.50	2.25	1.50	.089	None	NHSTS9133	
NHSTS91160	6.00	2.75	1.88	.107	None	NHSTS9133	
STS91125	2.50	1.12	1.00	.072	#6 ctsk	STS9132	
STS91135	3.50	1.34	1.50	.077	#8 ctsk	STS9133	
STS91145	4.50	2.25	1.50	.089	#8 ctsk	STS9133	
STS91160	6.00	2.75	1.88	.107	#10 ctsk	STS9133	
STS912	2.81	0.75	1.12	.060	#8 ctsk	STS914	



Stainless Steel and Aluminum,
Hasps No. STS911 & AL911

Staple
No. STS913



Stainless Steel, Hasp No. STS912

Staple
No. STS914

ALUMINUM HASPS & STAPLES*

Part No.	Slotted Arm		Pad		Pin		Use
	Length	Length	Length	Gauge	Holes	Staple No.	
AL91135	3.50	1.34	1.50	.077	#8 ctsk	STS9133	



Plain Steel, Hasp No. NHPS91135

Staple
No. NHPS9133

PLAIN STEEL HASPS & STAPLES*

Part No.	Slotted Arm		Pad		Pin		Use
	Length	Length	Length	Gauge	Holes	Staple No.	
NHPS91135	3.34	1.34	1.50	.077	None	NHPS9133	
NHPS625	1.63	.50	1.00	.042	None	NHPS626	
NHPS825	1.88	.63	1.12	.058	None	NHPS626	




Plain Steel, Welding Hasps
No. NHPS625 & NHPS825

Staple
No. NHPS626

* Hasps and Staples are sold separately.

SLAM LATCHES

Item	Material	Finish	Overall	Height	Width	Pin
9601-02	9601 Steel Slam Latch	Zinc Plated	2.870	1.000	1.250	.375
9601-32	9601 Stainless Slam Latch	Passivated	2.870	1.000	1.250	.375
9602-02	9602 Steel Slam Latch	Zinc Plated	3.750	1.250	1.625	.437
9603-02	9603 Steel Slam Latch	Zinc Plated	4.875	1.375	2.000	.500



SNAP-IN MAGNETIC CATCHES

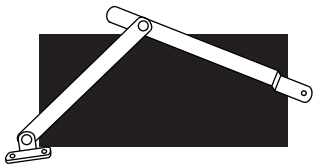
Part No.	Width	Depth	Width of Magnet	No. of Magnets
8320-MAG	1.12	.81	.32	1
8321-MAG	1.12	.85	.55	2



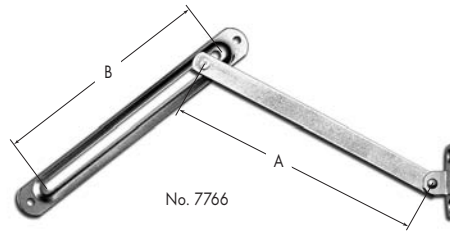
No. 8320-MAG



No. 8321-MAG

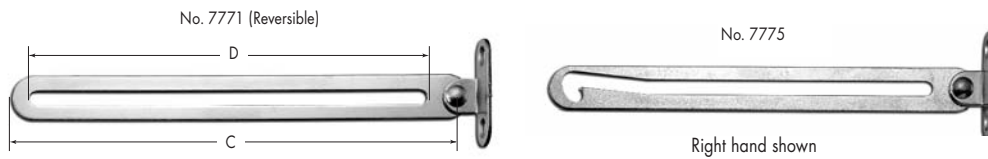


LID SUPPORTS



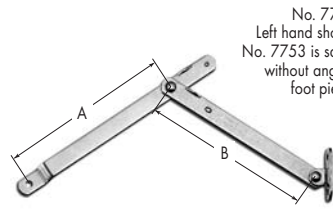
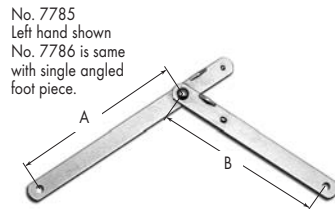
REVERSIBLE LID SUPPORTS

Part No.	Arm Length C to C (A)	Thickness	Slotted Arm Length (B)	Thickness	Finish
7766 RV	5.25	.050	5.71	.050	14



FALL SUPPORTS

Part No.	Overall Length (C)	Width	Thickness	Slot Length (D)	Finish
7771 RV	6.63	.63	.062	5.75	14
7775 RH or LH	6.22	.63	.062	5.38	14



LID SUPPORTS

Part No.	Thickness	Width	A	B	Finish
7752 RH or LH	.093	.50	4.88	4.88	14
7753 RH or LH	.093	.50	4.88	4.88	14
7785 RH or LH	.062	.50	4.44	4.44	14

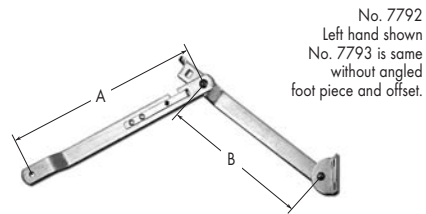
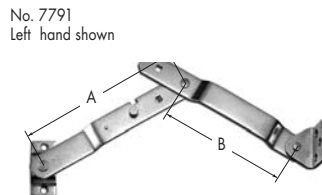


TABLE LEG SUPPORTS

Part No.	Thickness	Width	A	B	Finish
7791 RH or LH	.146	1.25	8.41	6.59	02
7792 RH or LH	.109	.64	7.05	5.45	02
7793 RH or LH	.109	.64	7.15	5.40	02

Note: Specify Part No. with RV for reversible (where applicable) or LH, RH for left- or right-handed, then a dash with the finish number, i.e., 7775RH-14.