

A
SIZE

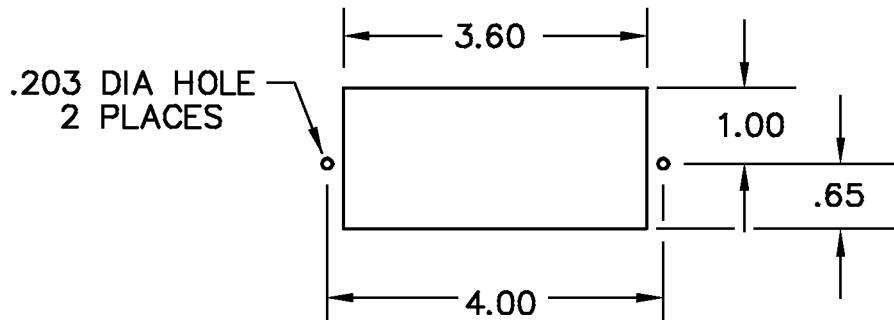
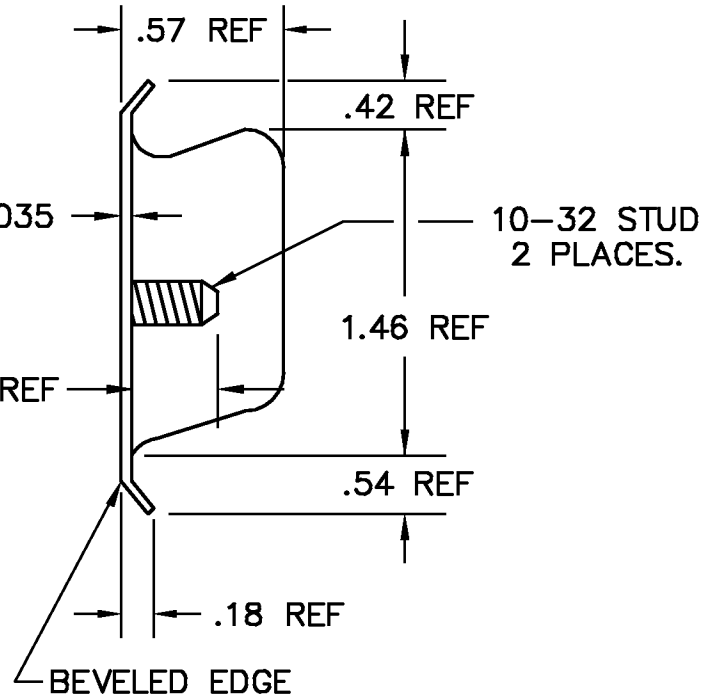
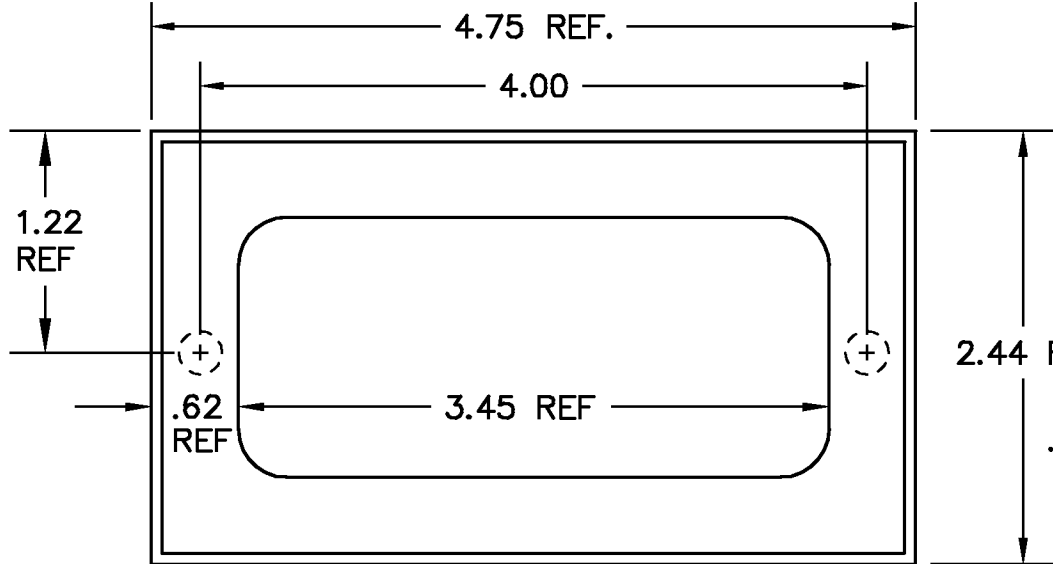
PROJECTIONS



TOLERANCES UNLESS OTHERWISE SPECIFIED:

PLACES	INCH
.XX	± .030
.XXX	± .015
.XXXX	± .005
ANGLE	3°

NOTE:
ACCEPTABLE BURR ± 10% OF MATERIAL THICKNESS
ALL TOLERANCES ARE NON-CUMULATIVE
ALL DIMENSIONS APPLY TO PART BEFORE ANY FINISH IS APPLIED



MOUNTING TEMPLATE

NOTES:

1. FINISH: 29A BRUSHED TOP SIDE ONLY
2. MAX. INSTALLATION TORQUE NOT TO EXCEED 25 IN-LBS
3. TEST TORQUE 30-35 IN-LBS FOR INSPECTION ONLY

LTR	DESCRIPTION	DATE	APPD
E	ADDED .18 REF	12/14/07	CD
D	VARIOUS CHANGES	03/05/01	CD
C	ADDED .62 REF	02/11/00	CD
REVISION			

DWG 1899-32D	
MATERIAL STS	FINISH SEE NOTE
DR. BY RAG	CK. BY CD
FAX: 1-631-737-2933 EMAIL: info@guden.com WEB: www.guden.com	

SCALE	N/A	CODE IDENT. #
DATE	09/01/93	03007
99 RAYNOR AVE. RONKONKOMA, N.Y. 11779 1-800-3-HINGES		