

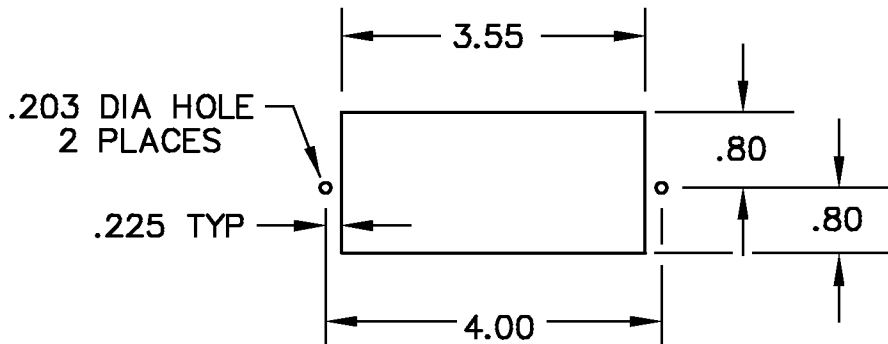
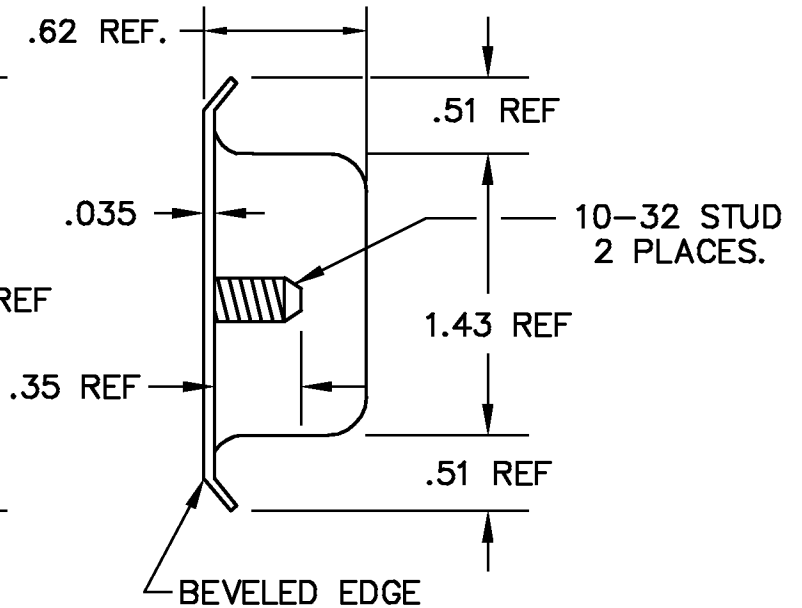
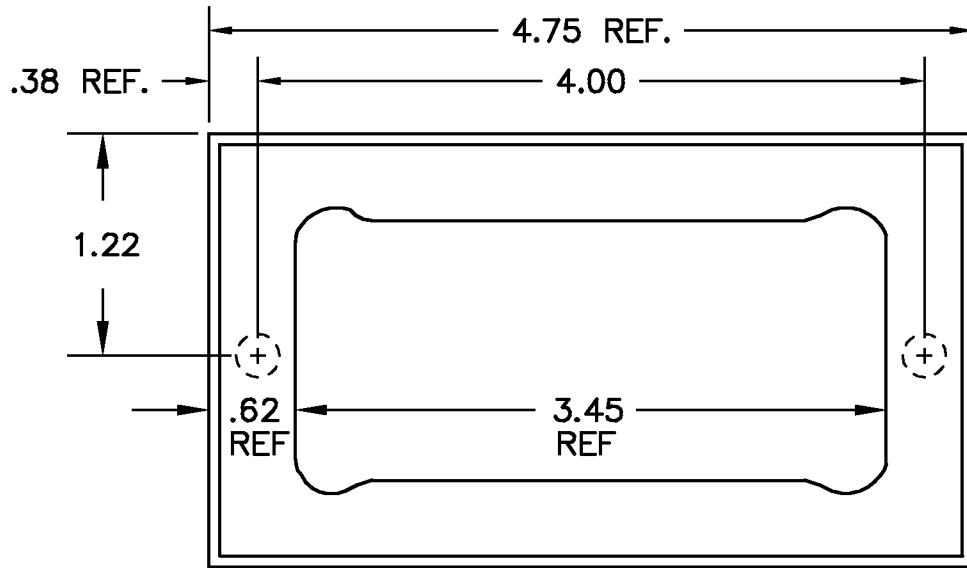
A
SIZE

PROJECTIONS



TOLERANCES UNLESS OTHERWISE SPECIFIED:

PLACES	INCH	NOTE:
.XX	± .030	ACCEPTABLE BURR ± 10% OF MATERIAL THICKNESS ALL TOLERANCES ARE NON-CUMULATIVE ALL DIMENSIONS APPLY TO PART BEFORE ANY FINISH IS APPLIED
.XXX	± .015	
.XXXX	± .005	
ANGLE	± 3°	



MOUNTING TEMPLATE

- NOTES:
1. FINISH: 29A BRUSHED TOP SIDE ONLY
 2. MAX. INSTALLATION TORQUE NOT TO EXCEED 25 IN-LBS
 3. TEST TORQUE 30-35 IN-LBS FOR INSPECTION ONLY

LTR	DESCRIPTION	DATE	APPD
F	ADDED INSTALLATION TORQUE	04/07/95	RK
E	VARIOUS CHANGES	11/30/94	RK
D	CORRECTED TEMPLATE HOLE DIA	12/04/90	AG
REVISION			

DWG 1897-32D	
MATERIAL STS	FINISH SEE NOTE
DR. BY CJD	CK. BY AG
FAX: 1-631-737-2933 EMAIL: info@guden.com WEB: www.guden.com	

SCALE	N/A	CODE IDENT. #
DATE	09/27/89	03007
99 RAYNOR AVE. RONKONKOMA, N.Y. 11779 1-800-3-HINGES		